

WORKPLACE

575 Seventh Street NW



Convene at 575 Seventh Street NW is a premium flexible office space in the heart of Washington, D.C. Our WorkPlace offers full-service hospitality, exceptional design and innovative technology without the hassle of a long-term commercial lease. We take care of everything — from the very best amenities, to gourmet snacks and curated community events — to create an exceptional workday experience.

HIGH-SPEED
WIFIRESERVABLE
MEETING SPACEOFFICE
SUPPLIESCOMMUNITY
EVENTSCOMMON
AREASON-SITE GOURMET
CATERINGPRIVATE
STORAGEUNLIMITED ON-SITE
DRINKS & SNACKS

72,000

RENTABLE SQ FT

19

WORKSUITES

431

WORK STATIONS

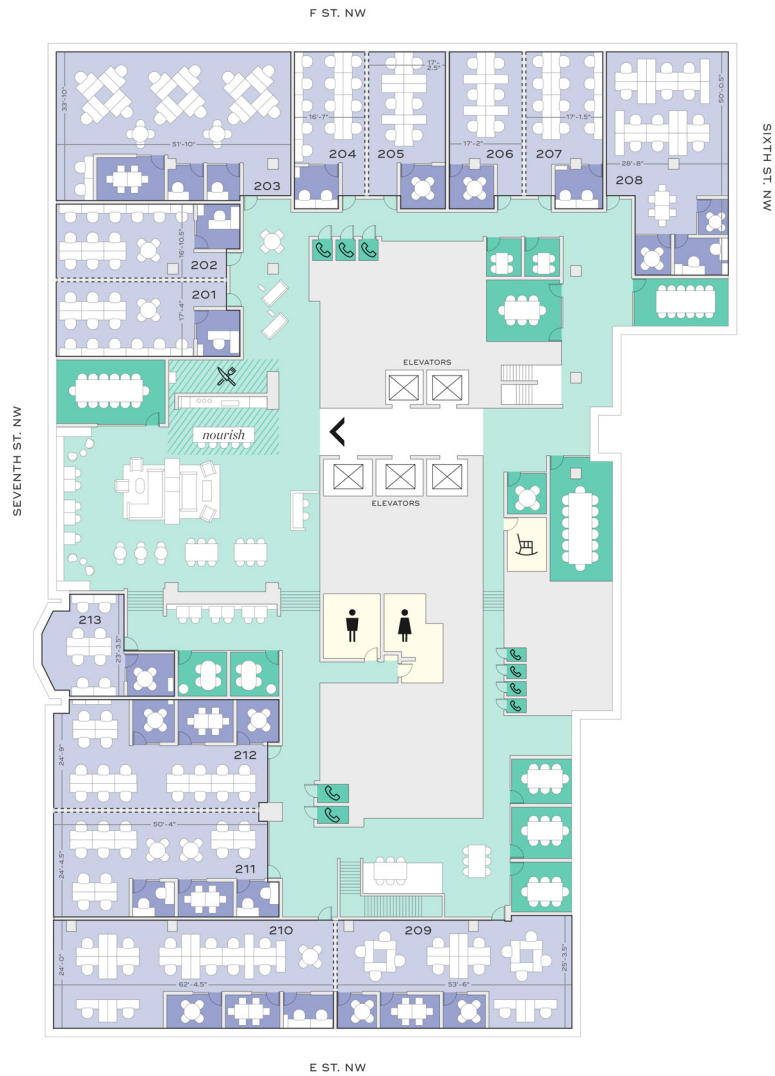
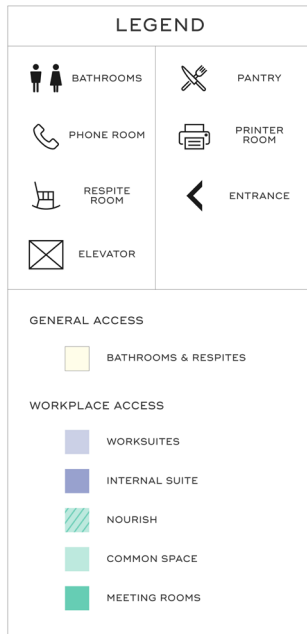
2-216

MEETING CAPACITY



WorkPlace Floorplan & Capacities

2ND FLOOR

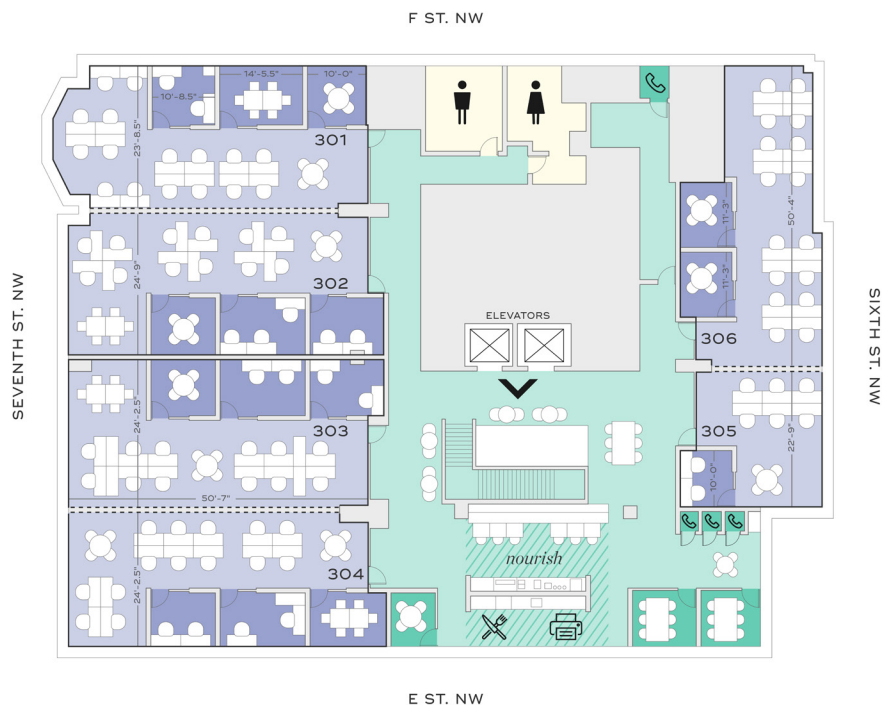
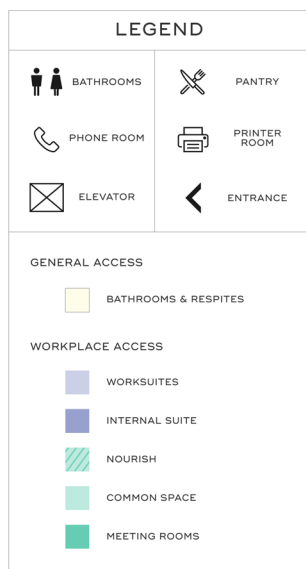


WORKSUITE	CAPACITY	INTERNAL SUITE
WorkSuite 201	18	1
WorkSuite 202	17	1
WorkSuite 203	45	3
WorkSuite 204	15	1
WorkSuite 205	15	1
WorkSuite 206	14	1
WorkSuite 207	14	1

WORKSUITE	CAPACITY	INTERNAL SUITE
WorkSuite 208	32	3
WorkSuite 209	30	3
WorkSuite 210	32	3
WorkSuite 211	26	3
WorkSuite 212	27	3
WorkSuite 213	10	1

MEETING ROOMS	CAPACITY	QUANTITY
Huddles	4-8	8
Conference Rooms	8-14	4
Phone Rooms	1	9
COMMON SPACE	SQ FT	SEATS
Commons	5,335	109


F ST. NW




WORKSUITE	CAPACITY	INTERNAL SUITE	MEETING ROOMS	CAPACITY	QUANTITY	COMMON SPACE	SQ FT	SEATS
WorkSuite 301	25	3	Huddles	4-6	3	Commons	2,540	38
WorkSuite 302	28	3	Phone Rooms	1	6			
WorkSuite 303	27	3						
WorkSuite 304	24	3						
WorkSuite 305	12	1						
WorkSuite 306	20	2						

Meeting & Event Space Floorplan & Capacities


LEVEL C1




COAT CLOSET



RESPITE ROOM




ELEVATOR




ENTRANCE

GENERAL ACCESS




BATHROOMS & RESPITES


MEETING & EVENT ACCESS



GALLERY SPACE



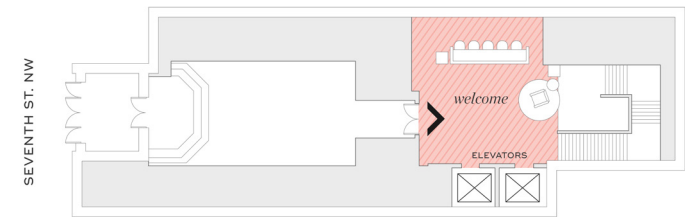
MEETING ROOMS



NOURISH & WELCOME



LOBBY ENTRANCE



	DIMENSION [FT]	AREA [SQ FT]	CEILING HT [FT]	RECEPTION	THEATER	CLASSROOM	CONFERENCE	ROUNDS	U-SHAPE	PODS
The South Hub	21' x 35'	898'	8'	n/a	51	39	n/a	32	18	36
The West Hub	23' x 53'	1,284'	8'	n/a	100	63	n/a	64	30	60
The Central Hub	23' x 48'	1,183'	8'	n/a	100	81	n/a	56	30	78
The East Hub	23' x 42'	1,023'	8'	n/a	82	63	n/a	36	27	60
The East Boardroom	17' x 21'	462'	8'	n/a	n/a	n/a	14	n/a	n/a	n/a
The West Boardroom	23' x 16'	409'	8'	n/a	n/a	n/a	15	n/a	n/a	n/a
The Forum	34' x 69'	2,387'	8'	n/a	216	150	n/a	104	45	144
The Gallery		6,346'	10'	220	n/a	n/a	n/a	n/a	n/a	n/a